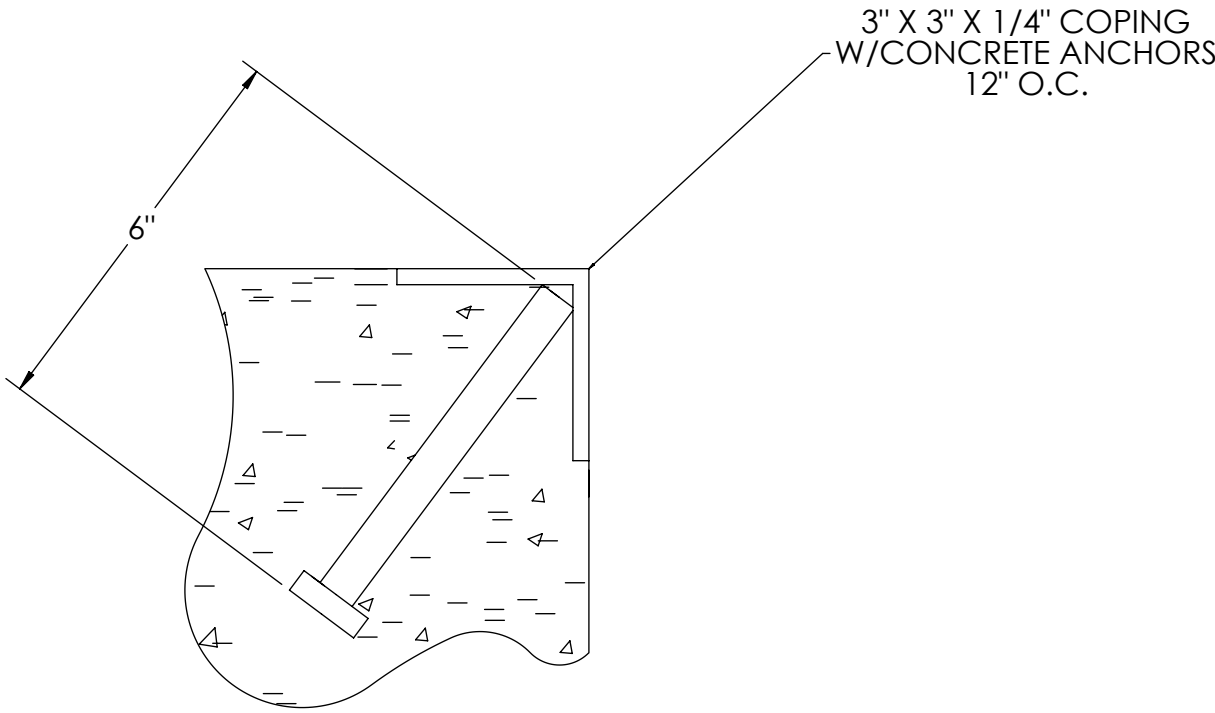




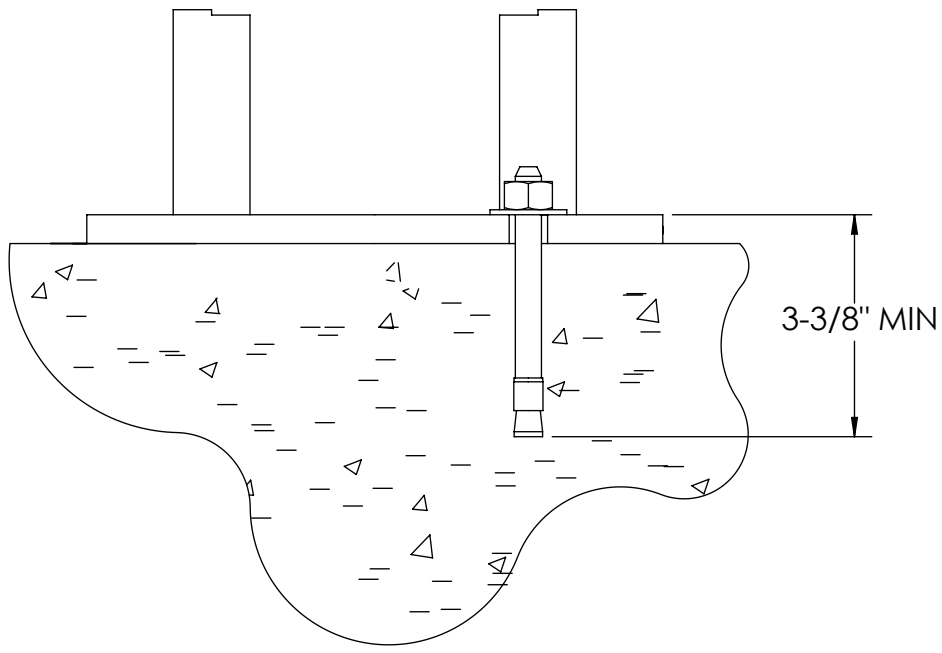
CONCRETE SCHEDULE			
		VOLUME (CUBIC YARDS)	
APPROACHES		9.8	
FLOOR		33.1	
TOTAL		42.9	
MISC. STEEL			
PIT COPING	3 X 3 X 1/4	25 LN .FT	123 LBS

# CONCRETE LAYOUT

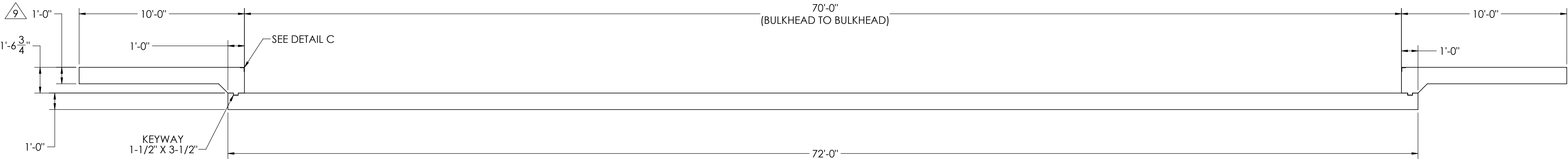

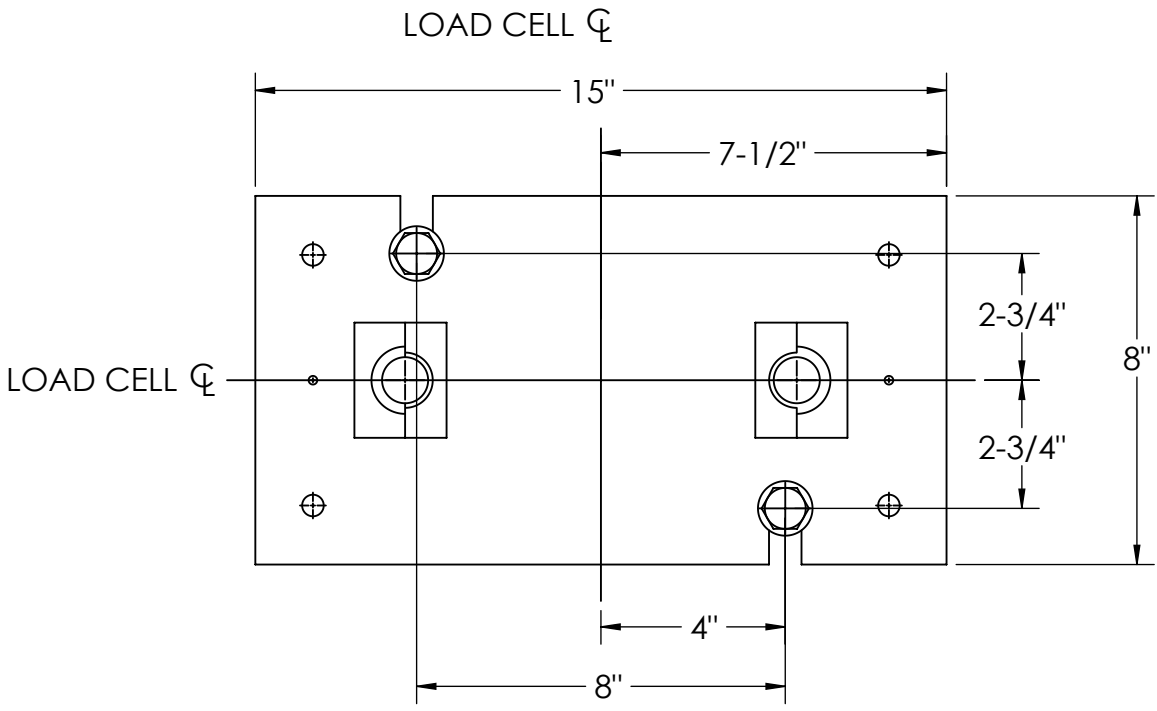
REVISION				
REV	ECO	DESCRIPTION	INIT	DATE



DETAIL C



DETAIL D



DESIGNED BY: J. JOHNSON 02/06/2017	DRAWN BY: J. JOHNSON 02/06/2017	FIELD APPROVAL: DATE ERROR! DesEng ERROR! DesEngDate	<b>RICE LAKE</b> WEIGHING SYSTEMS	
TREATMENT  NONE	THIS DRAWING AND INFORMATION CONTAINED HEREIN IS AND REMAINS THE PROPERTY OF RICE LAKE WEIGHING SYSTEMS INC. - HEREINAFTER REFERRED TO AS RLWS. IT MAY BE USED ONLY FOR RLWS' PROPOSAL AND/OR ITS CUSTOMER'S ORDERS. IT SHALL NOT BE DISCLOSED OR COPIED WITHOUT RLWS' SPECIFIC WRITTEN CONSENT AND SHALL BE IMMEDIATELY RETURNED UPON REQUEST.	UNLESS OTHERWISE SPECIFIED UNITS TO BE INCHES ALL THREADS TO BE CLASS 2 ALL DIMENSIONS APPLICABLE AFTER TREATMENT	DESCRIPTION FOUNDATION, CONCRETE SLAB 70' X 12' OTR SERIES TRUCK SCALE	
NUMBER OF CRANES: MINIMUM CRANE CAPACITY: ESTIMATED WEIGHT (POUNDS):	DO NOT SCALE DRAWING SURFACE FINISH ✓	TOLERANCES DRAWING TOLERANCES UNLESS OTHERWISE SPECIFIED .XX: ± .XXX: ± ANGLE: ±	SCALE 1:45	SHEET 2 OF 3
THIRD ANGLE PROJECTION		171N	180296	REV B

