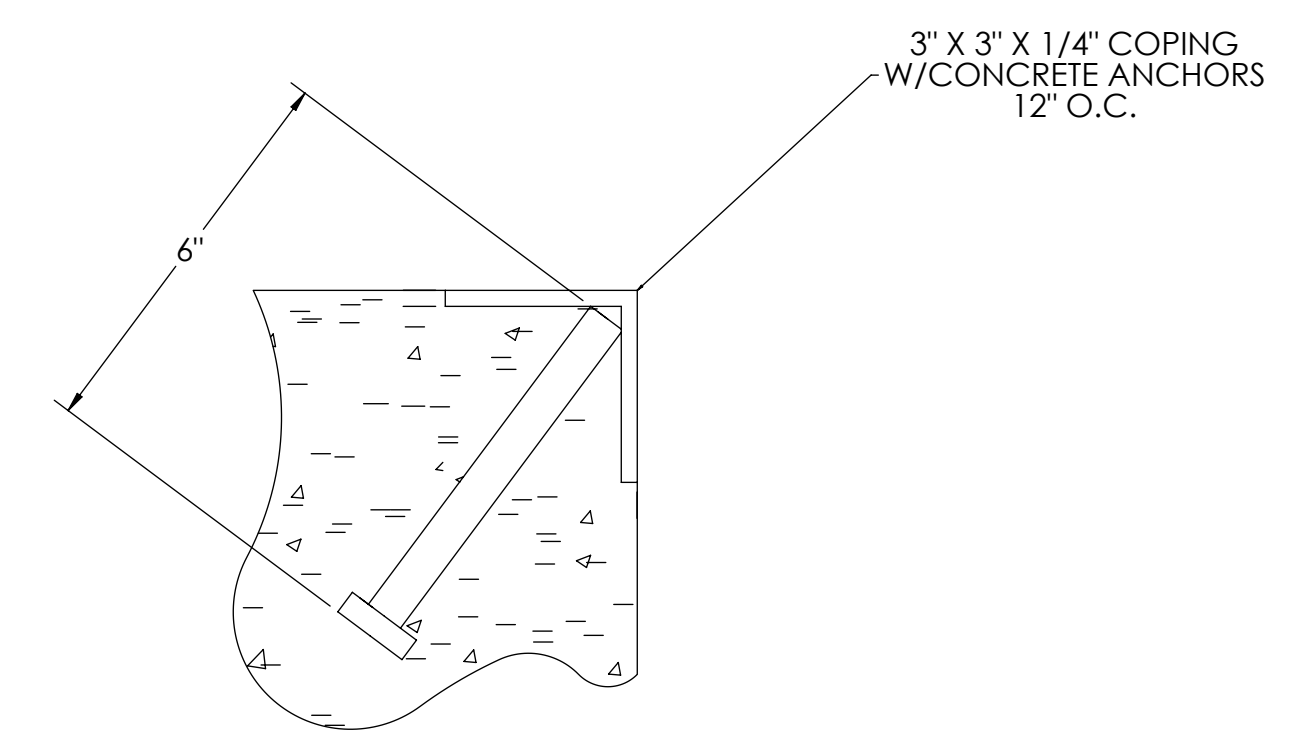

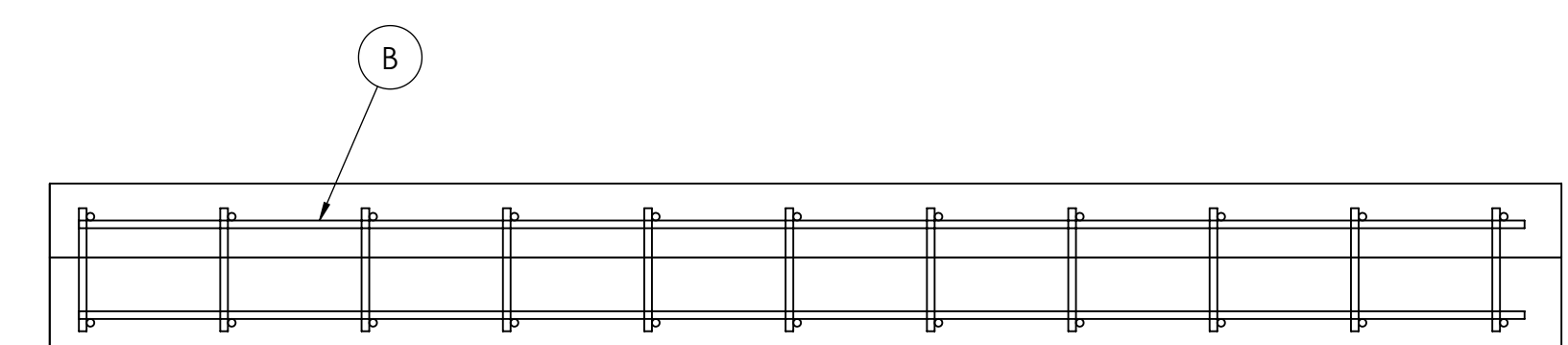
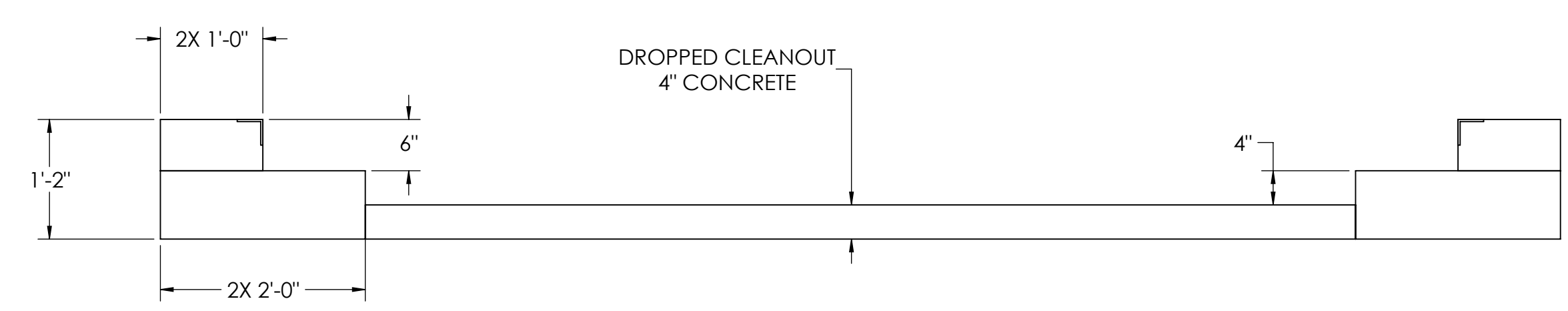


MATERIAL REQUIREMENTS				
REBAR SCHEDULE				
BAL. NO.	QUANTITY	LENGTH (IN.)	DESCRIPTION	WEIGHT
A	20	18	# 4 @ 11.5 O.C.	20
B	10	111	# 4 AS SHOWN	62
C	22	10	# 4 @ 11.5 O.C.	12
TOTAL WEIGHT OF REBAR (LBS.)				94
TOTAL LENGTH OF REBAR (FT.)				141
CONCRETE SCHEDULE				
				VOLUME (CUBIC YARDS)
CLEANOUT				1.2
PIERS				1.1
END WALLS				0.4
TOTAL				2.7
MISC. STEEL				
PIT COPING	3 X 3 X 1/4	20 LN. FT	98 LBS	

REVISION		INIT	DATE
REV	ECO	DESCRIPTION	
A		ENGINEERING RELEASE	SPJ 03/06/2017



DETAIL C



SECTION B-B



SECTION A-A

- NOTES:
- 1) CONCRETE: $f_c = 3000$ PSI @ 28 DAYS.
 - 2) REINFORCING STEEL: DEFORMED BARS ASTM A615 GRADE 60.
 - 3) STATE AND LOCAL AGENCIES MAY HAVE VARIOUS REQUIREMENTS FOR APPROACH RAMP LENGTH, PITCH, AND FOR CLEAN OUT HEIGHT. PLEASE CHECK WITH ALL AGENCIES PRIOR TO CONSTRUCTION.
 - 4) MONOLITHIC POUR IS ALLOWED AT CONTRACTOR'S DISCRETION.
 - 5) DEVELOP AND MAINTAIN SITE GRADES WHICH WILL RAPIDLY DRAIN SURFACE AND ROOF RUN-OFF AWAY FROM FOUNDATION.
 - 6) FOOTINGS HAVE BEEN DESIGNED FOR A MINIMUM SOIL PRESSURE OF 2500 PSF, IT WILL BE THE RESPONSIBILITY OF OTHERS TO VERIFY THIS VALUE.
 - 7) WHERE REINFORCING BARS ARE SHOWN CONTINUOUS, LAP SPLICE BARS 40 DIAMETERS.
 - 8) APPROACHES TO BE A COMMON PLANE WITHIN 1/4".
 - 9) IF FROST CAN PENETRATE BELOW FOUNDATION, AT LEAST 18 INCHES OF WELL DRAINED, COMPACTED BASE MATERIAL MUST BE PROVIDED UNDER FOUNDATION

DESIGNED BY / DATE S. JOHNSON 03/06/2017	DRAWN BY / DATE S. JOHNSON 03/06/2017	FILE APPROVAL / DATE S. JOHNSON 03/31/2017	
TREATMENT NONE	THIS DRAWING AND INFORMATION CONTAINED HEREIN IS AND REMAINS THE PROPERTY OF RICE LAKE WEIGHING SYSTEMS INC. - HEREINAFTER REFERRED TO AS RLWS. IT MAY BE USED ONLY FOR RLWS' PROPOSAL AND/OR ITS CUSTOMER'S ORDERS. IT SHALL NOT BE DISCLOSED OR COPIED WITHOUT RLWS SPECIFIC WRITTEN CONSENT AND SHALL BE IMMEDIATELY RETURNED UPON REQUEST.	UNLESS OTHERWISE SPECIFIED UNITS TO BE INCHES ALL THREADS TO BE CLASS 2 ALL DIMENSIONS APPLICABLE AFTER TREATMENT	
NUMBER OF CRANES MINIMUM CRANE CAPACITY ESTIMATED WEIGHT (POUNDS)	TOLERANCES DRAWING TOLERANCES UNLESS OTHERWISE SPECIFIED SURFACE .XX: FINISH .XXX: ANGLE: ✓	SCALE: 1:15 SHEET: 1 OF 1 THIRD ANGLE PROJECTION	FOUNDATION, CONCRETE PIER 115" X 138" AX-1 SERIES SCALE MATERIAL: 182174 REV: A