
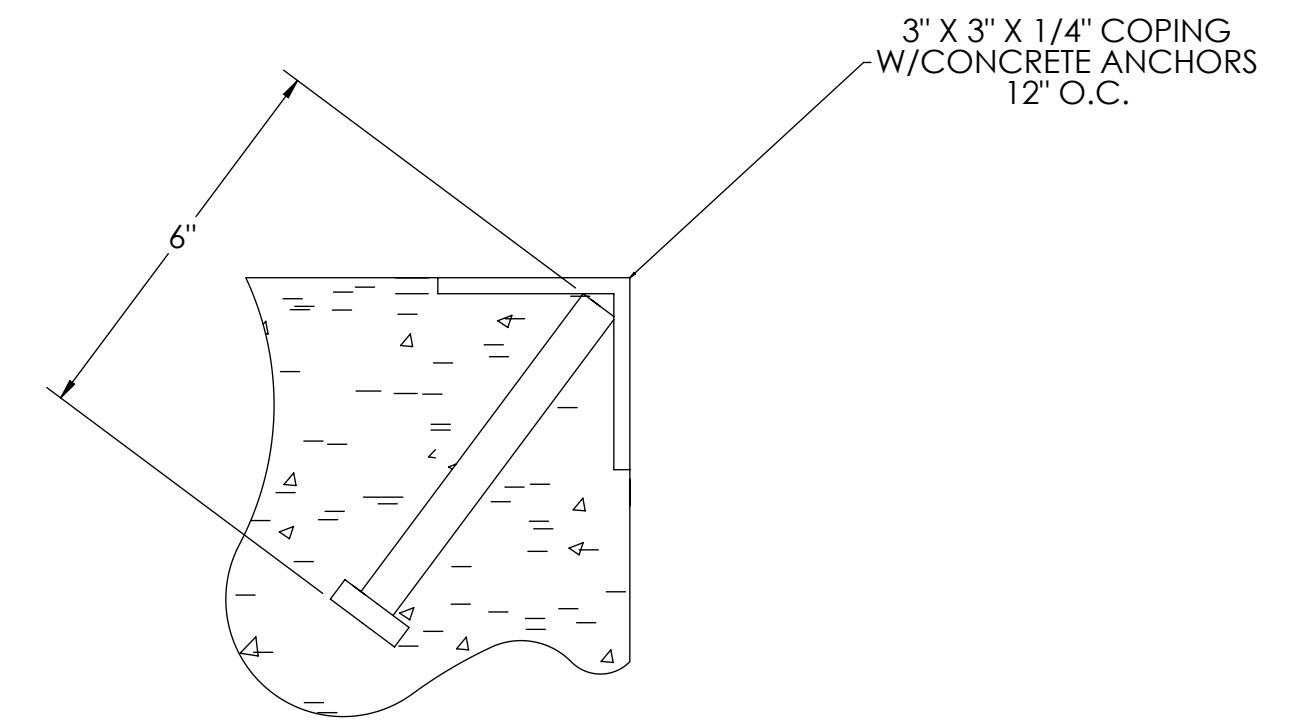


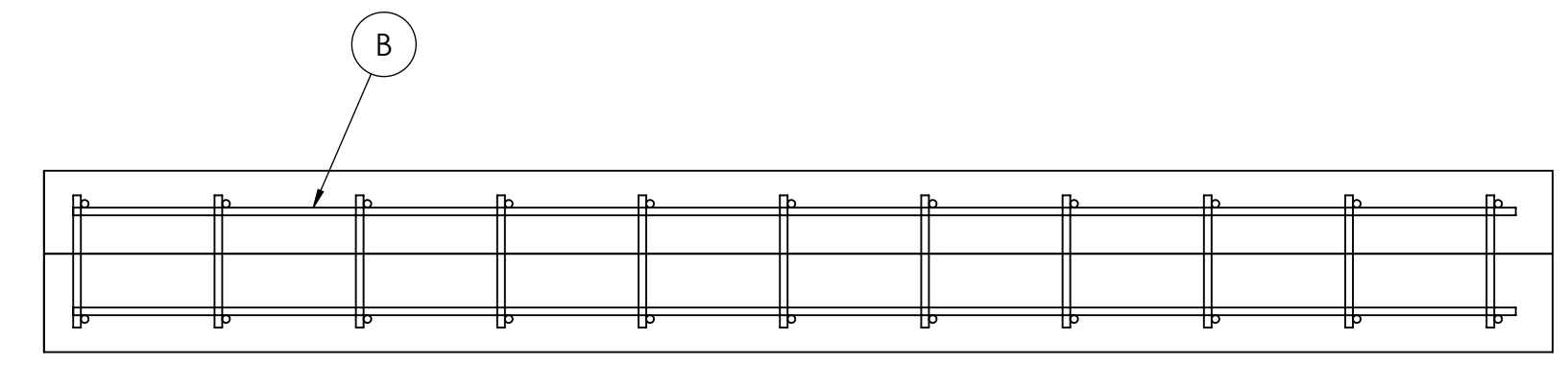
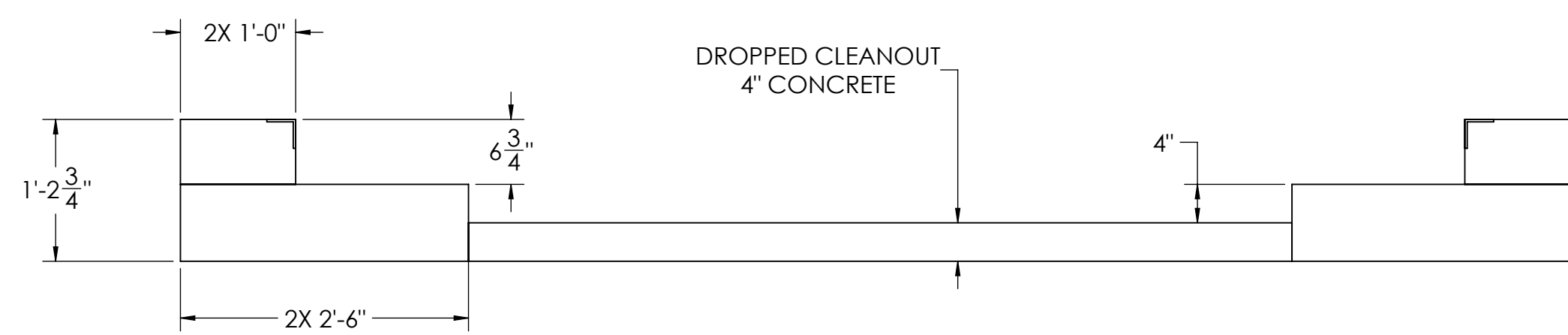
MATERIAL REQUIREMENTS				
REBAR SCHEDULE				
BAL. NO.	QUANTITY	LENGTH (IN.)	DESCRIPTION	WEIGHT
A	20	18	# 4 @ 11.5 O.C.	20
B	10	111	# 4 @ ASSHOWN	62
C	22	10	# 4 @ 11.5 O.C.	12
TOTAL WEIGHT OF REBAR (LBS.)				94
TOTAL LENGTH OF REBAR (FT.)				141
CONCRETE SCHEDULE				
				VOLUME (CUBIC YARDS)
APPROACHES				1.1
CLEANOUT				1.1
PIERS				0.4
TOTAL				2.6
MISC. STEEL				
PIT COPING	3 X 3 X 1/4	21 LN. FT	103 LBS	



REVISION				
REV	ECO	DESCRIPTION	INIT	DATE
A		ENGINEERING RELEASE	SPJ	03/06/2017
A1		10'-1-3/4\" WAS 10'1\", 10'-2-3/4\" WAS 10'2\"	CAB	07/10/2018
B		CORRECTED TITLE BLOCK	STG	05/01/2023



DETAIL C



SECTION B-B



SECTION A-A

NOTES:

- 1) CONCRETE: f_c = 3000 PSI @ 28 DAYS.
- 2) REINFORCING STEEL: DEFORMED BARS ASTM A615 GRADE 60.
- 3) STATE AND LOCAL AGENCIES MAY HAVE VARIOUS REQUIREMENTS FOR APPROACH RAMP LENGTH, PITCH, AND FOR CLEAN OUT HEIGHT. PLEASE CHECK WITH ALL AGENCIES PRIOR TO CONSTRUCTION.
- 4) MONOLITHIC POUR IS ALLOWED AT CONTRACTOR'S DISCRETION.
- 5) DEVELOP AND MAINTAIN SITE GRADES WHICH WILL RAPIDLY DRAIN SURFACE AND ROOF RUN-OFF AWAY FROM FOUNDATION.
- 6) FOOTINGS HAVE BEEN DESIGNED FOR A MINIMUM SOIL PRESSURE OF 2500 PSF, IT WILL BE THE RESPONSIBILITY OF OTHERS TO VERIFY THIS VALUE.
- 7) WHERE REINFORCING BARS ARE SHOWN CONTINUOUS, LAP SPLICE BARS 40 DIAMETERS.
- 8) APPROACHES TO BE A COMMON PLANE WITHIN 1/4\".
- 9) IF FROST CAN PENETRATE BELOW FOUNDATION, AT LEAST 18 INCHES OF WELL DRAINED, COMPACTED BASE MATERIAL MUST BE PROVIDED UNDER FOUNDATION

DESIGNED BY / DATE S. JOHNSON 03/13/2017	DRAWN BY / DATE S. JOHNSON 03/13/2017	PER APPROVAL / DATE S. GRODI 05/01/2023	
TREATMENT NONE	THIS DRAWING AND INFORMATION CONTAINED HEREIN IS AND REMAINS THE PROPERTY OF RICE LAKE WEIGHING SYSTEMS INC. - HEREINAFTER REFERRED TO AS RLWS. IT MAY BE USED ONLY FOR RLWS' PROPOSAL AND/OR ITS CUSTOMERS' ORDERS. IT SHALL NOT BE DISCLOSED OR COPIED WITHOUT RLWS SPECIFIC WRITTEN CONSENT AND SHALL BE IMMEDIATELY RETURNED UPON REQUEST.	UNLESS OTHERWISE SPECIFIED UNITS TO BE INCHES ALL THREADS TO BE CLASS 2 ALL DIMENSIONS APPLICABLE AFTER TREATMENT	
NUMBER OF CRANES MINIMUM CRANE CAPACITY ESTIMATED WEIGHT (POUNDS)	TOLERANCES DRAWING TOLERANCES UNLESS OTHERWISE SPECIFIED SURFACE FINISH .XX: .XXX: ANGLE:	SCALE 1:15 SHEET 1 OF 1 THIRD ANGLE PROJECTION	FOUNDATION, CONCRETE PIER 120\" X 120\" AX-1 SERIES SCALE MATERIAL 182176
			REV B