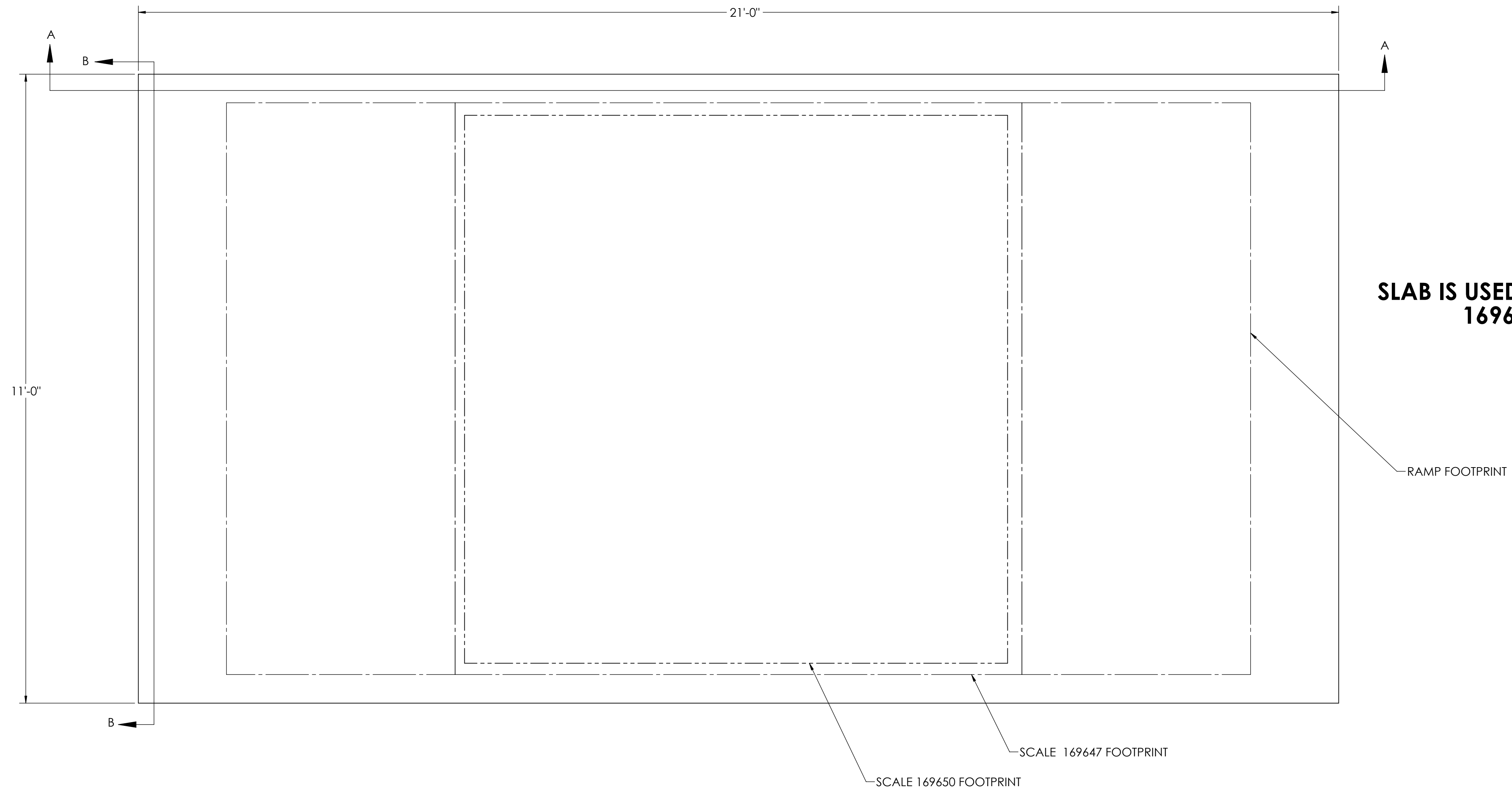
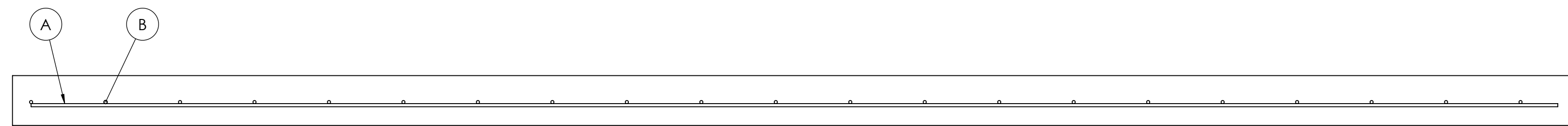
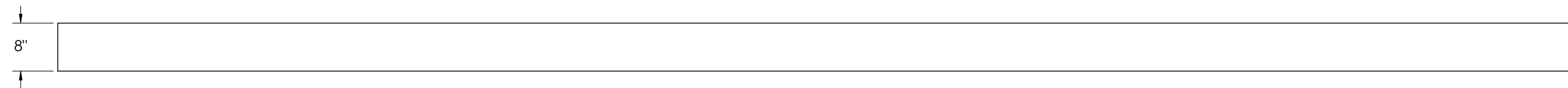


| MATERIAL REQUIREMENTS        |          |              |               |                      |
|------------------------------|----------|--------------|---------------|----------------------|
| REBAR SCHEDULE               |          |              |               |                      |
| BAL. NO.                     | QUANTITY | LENGTH (IN.) | DESCRIPTION   | WEIGHT               |
| A                            | 11       | 246          | # 4 @ 12 O.C. | 151                  |
| B                            | 21       | 126          | # 4 @ 12 O.C. | 147                  |
| TOTAL WEIGHT OF REBAR (LBS.) |          |              |               | 298                  |
| TOTAL LENGTH OF REBAR (FT.)  |          |              |               | 446                  |
| CONCRETE SCHEDULE            |          |              |               |                      |
|                              |          |              |               | VOLUME (CUBIC YARDS) |
| FLOOR                        |          |              |               | 5.7                  |
| TOTAL                        |          |              |               | 5.7                  |

| REVISION |     |                     |      |            |
|----------|-----|---------------------|------|------------|
| REV      | ECO | DESCRIPTION         | INIT | DATE       |
| A        |     | ENGINEERING RELEASE | SPJ  | 09/29/2016 |



**SLAB IS USED FOR BOTH SCALES:  
169647 & 169650**

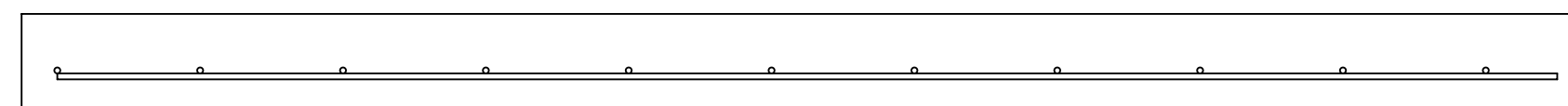


SECTION A-A

SECTION B-B

NOTES:

- 1) CONCRETE:  $f_c = 3000$  PSI @ 28 DAYS.
- 2) REINFORCING STEEL: DEFORMED BARS ASTM A615 GRADE 60.
- 3) STATE AND LOCAL AGENCIES MAY HAVE VARIOUS REQUIREMENTS FOR APPROACH RAMP LENGTH, PITCH, AND FOR CLEAN OUT HEIGHT. PLEASE CHECK WITH ALL AGENCIES PRIOR TO CONSTRUCTION.
- 4) MONOLITHIC POUR OF SLAB AND APPROACHES IS ALLOWED, AT CONTRACTOR'S DISCRETION.
- 5) DEVELOP AND MAINTAIN SITE GRADES WHICH WILL RAPIDLY DRAIN SURFACE AND ROOF RUN-OFF AWAY FROM FOUNDATION.
- 6) FOOTINGS HAVE BEEN DESIGNED FOR A MINIMUM SOIL PRESSURE OF 1500 PSF, IT WILL BE THE RESPONSIBILITY OF OTHERS TO VERIFY THIS VALUE.
- 7) WHERE REINFORCING BARS ARE SHOWN CONTINUOUS, LAP SPLICE BARS 40 DIAMETERS.



|  |   |   |  |
|--|---|---|--|
| DESIGNED BY / DATE<br>S. JOHNSON<br>03/07/2017 | DRAWN BY / DATE<br>S. JOHNSON<br>03/07/2017   | FILE APPROVAL / DATE<br>S. JOHNSON<br>03/31/2017  |  |
| TREATMENT<br>NONE                              | THIS DRAWING AND INFORMATION CONTAINED HEREIN IS AND REMAINS THE PROPERTY OF RICE LAKE WEIGHING SYSTEMS INC. - HEREINAFTER REFERRED TO AS RLWS. IT MAY BE USED ONLY FOR RLWS' PROPOSAL AND/OR ITS CUSTOMER'S ORDERS. IT SHALL NOT BE DISCLOSED OR COPIED WITHOUT RLWS' SPECIFIC WRITTEN CONSENT AND SHALL BE IMMEDIATELY RETURNED UPON REQUEST. | UNLESS OTHERWISE SPECIFIED UNITS TO BE INCHES ALL THREADS TO BE CLASS 2 ALL DIMENSIONS APPLICABLE AFTER TREATMENT |  |
| NUMBER OF CRANES                               | DO NOT SCALE DRAWING SURFACE FINISH   | ESTIMATED WEIGHT (POUNDS)   | TOLERANCES<br>UNLESS OTHERWISE SPECIFIED<br>.XX:<br>.XXX:<br>ANGLE:    |
| MINIMUM CRANE CAPACITY:                        | SCALE 1:25  | SHEET 1 OF 1  | DESCRIPTION<br>FOUNDATION, CONCRETE SLAB 120" X 119" AX-1 SERIES SCALE |
|  | THIRD ANGLE PROJECTION  | 182179  | REV A  |