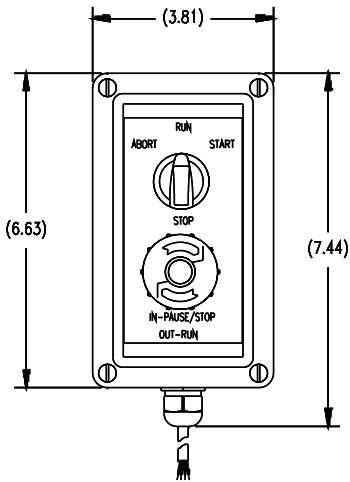
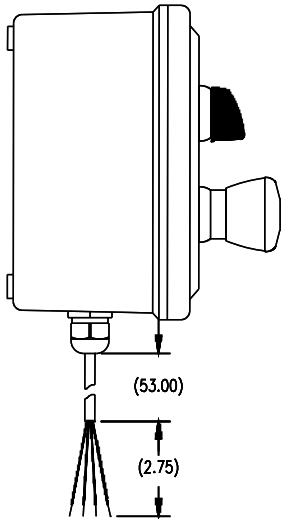
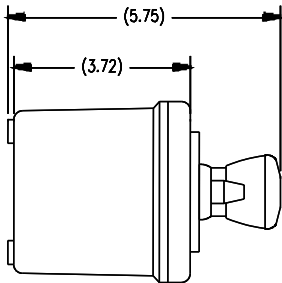
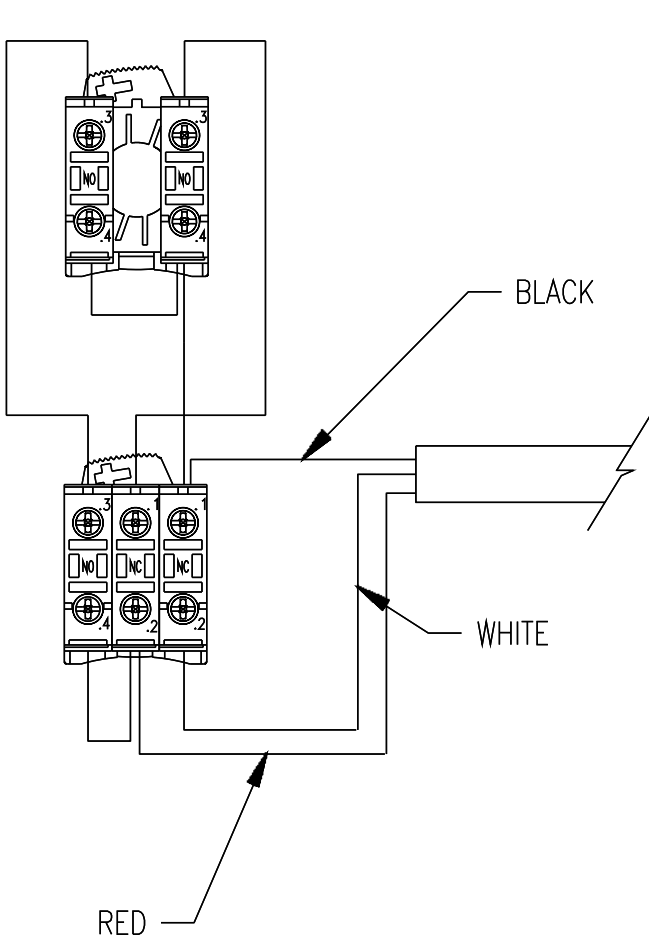


REVISIONS			
REV	REFERENCE	INIT	DATE
-	-	-	-



NOTE:
1. ENCLOSURE COVER MAY BE ROTATED 180° TO ALLOW CORD GRIP TO EXIT FROM TOP.

UNLESS OTHERWISE SPECIFIED UNITS TO BE INCHES ALL THREADS TO BE CLASS 2 ALL DIMENSIONS APPLICABLE AFTER TREATMENT		THIS DRAWING AND ALL INFORMATION CONTAINED HEREIN IS AND REMAINS THE PROPERTY OF RICE LAKE WEIGHING SYSTEMS INC. AND IS CONFIDENTIAL. IT IS SUBMITTED AND MAY BE USED ONLY IN CONNECTION WITH RICE LAKE WEIGHING SYSTEMS' PROPOSAL AND/OR ITS CUSTOMERS' ORDERS. IT SHALL NOT BE DISCLOSED TO OTHERS OR COPIED WITHOUT RICE LAKE WEIGHING SYSTEMS' SPECIFIC WRITTEN CONSENT AND SHALL BE IMMEDIATELY RETURNED UPON REQUEST.			
MATERIAL SEE BILL OF MATERIALS	DO NOT SCALE DRAWING	DRAWING TOLERANCES UNLESS OTHERWISE SPECIFIED	TITLE START-STOP SWITCH BOX		
TREATMENT NONE	FOR RLWS USE ONLY	SURFACE FINISH	TOL. 2 PLC ±.50	DRG NO 19369_1	
THIRD ANGLE PROJECTION	WFO/ENG. APPROVED	ANGLE	3 PLC ---	RICE LAKE WEIGHING SYSTEMS	
	DES.ENG. APPROVED	DR.BY MWE	6/16/20	SCALE 1:2	SHEET 1 OF 1
				REVISION NEW	